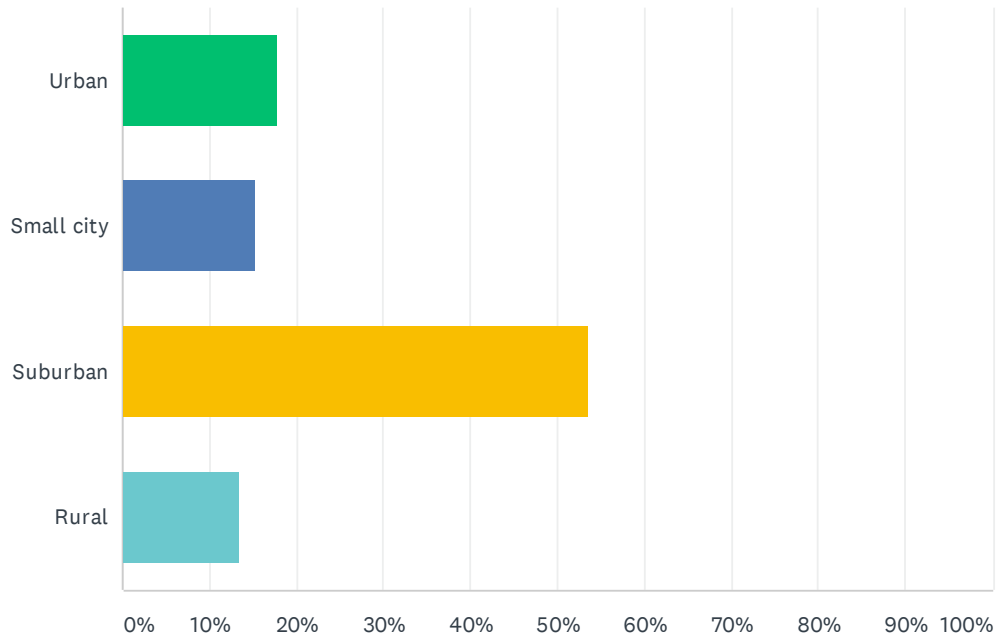


Q1 Which of the following best describes your community?

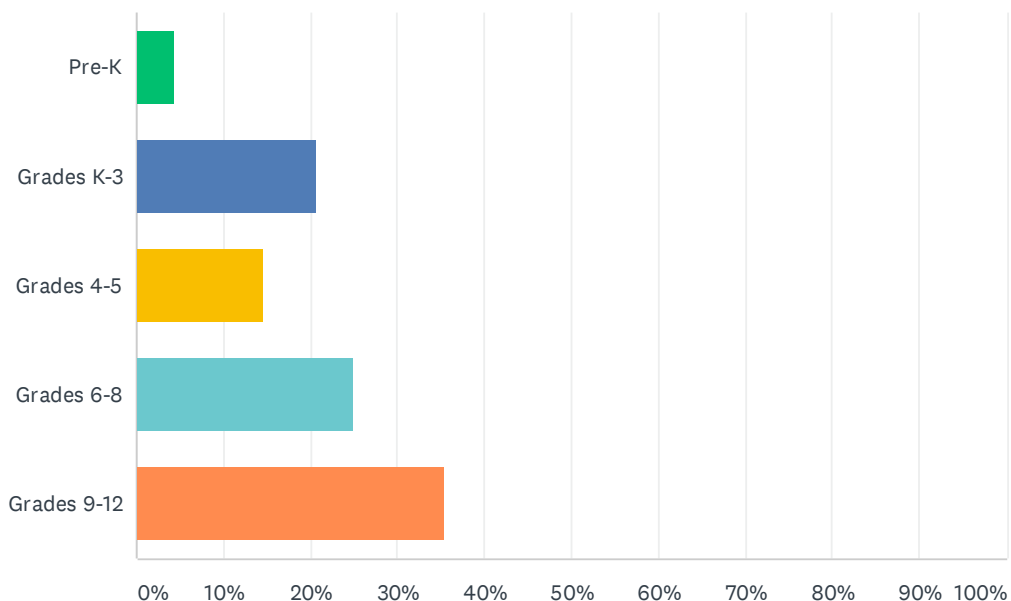
Answered: 5,536 Skipped: 0



ANSWER CHOICES	RESPONSES	
Urban	17.81%	986
Small city	15.23%	843
Suburban	53.59%	2,967
Rural	13.37%	740
TOTAL		5,536

Q2 In which grade-span is your child enrolled (If you have more than one child, please respond for the oldest child only.)

Answered: 5,536 Skipped: 0



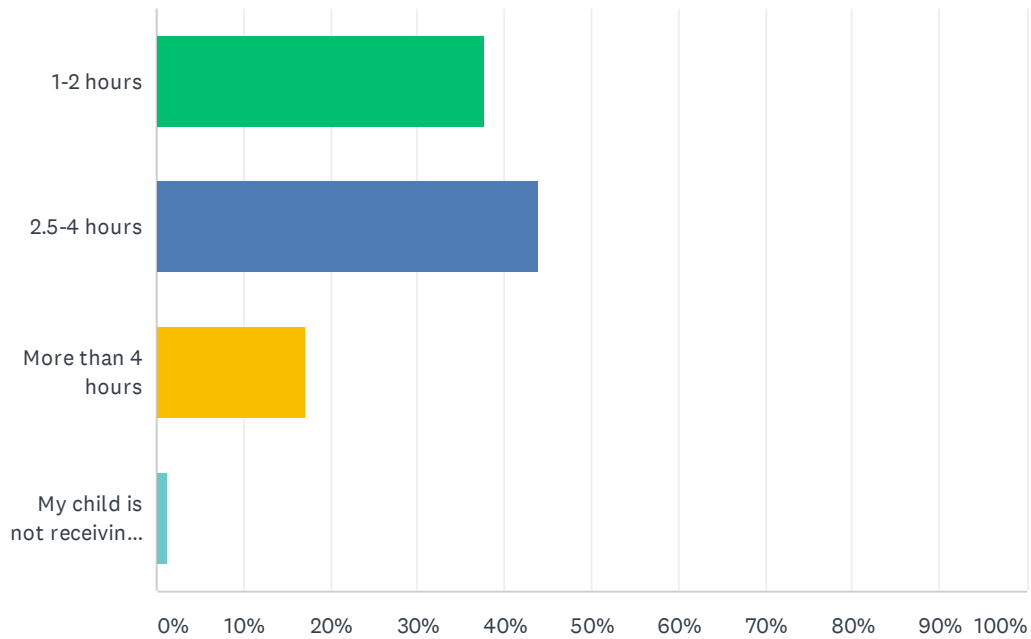
ANSWER CHOICES	RESPONSES	
Pre-K	4.44%	246
Grades K-3	20.66%	1,144
Grades 4-5	14.74%	816
Grades 6-8	24.86%	1,376
Grades 9-12	35.30%	1,954
TOTAL		5,536

Q3 In which state do you live?

Answered: 5,514 Skipped: 22

Q4 What is the average time your child spends each day doing work assigned by his/her teacher?

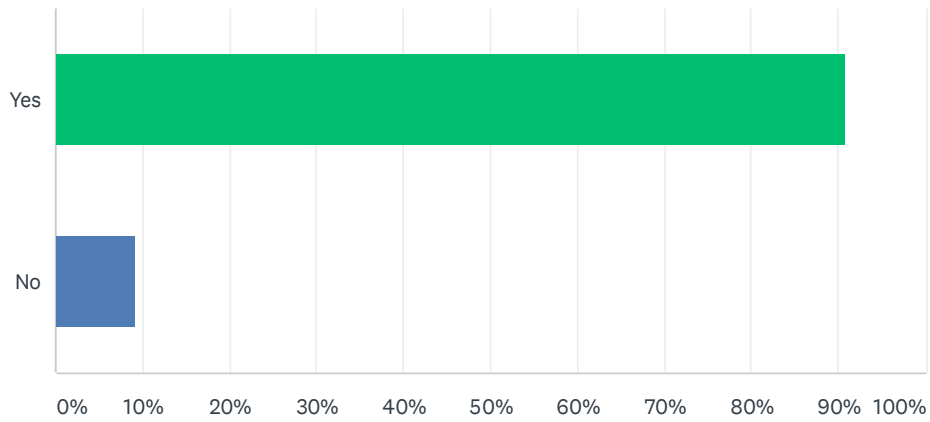
Answered: 5,536 Skipped: 0



ANSWER CHOICES	RESPONSES	
1-2 hours	37.61%	2,082
2.5-4 hours	44.00%	2,436
More than 4 hours	17.05%	944
My child is not receiving instruction from her/his school	1.34%	74
TOTAL		5,536

Q5 Do you have a computer or tablet at home for each child who needs to do school work?

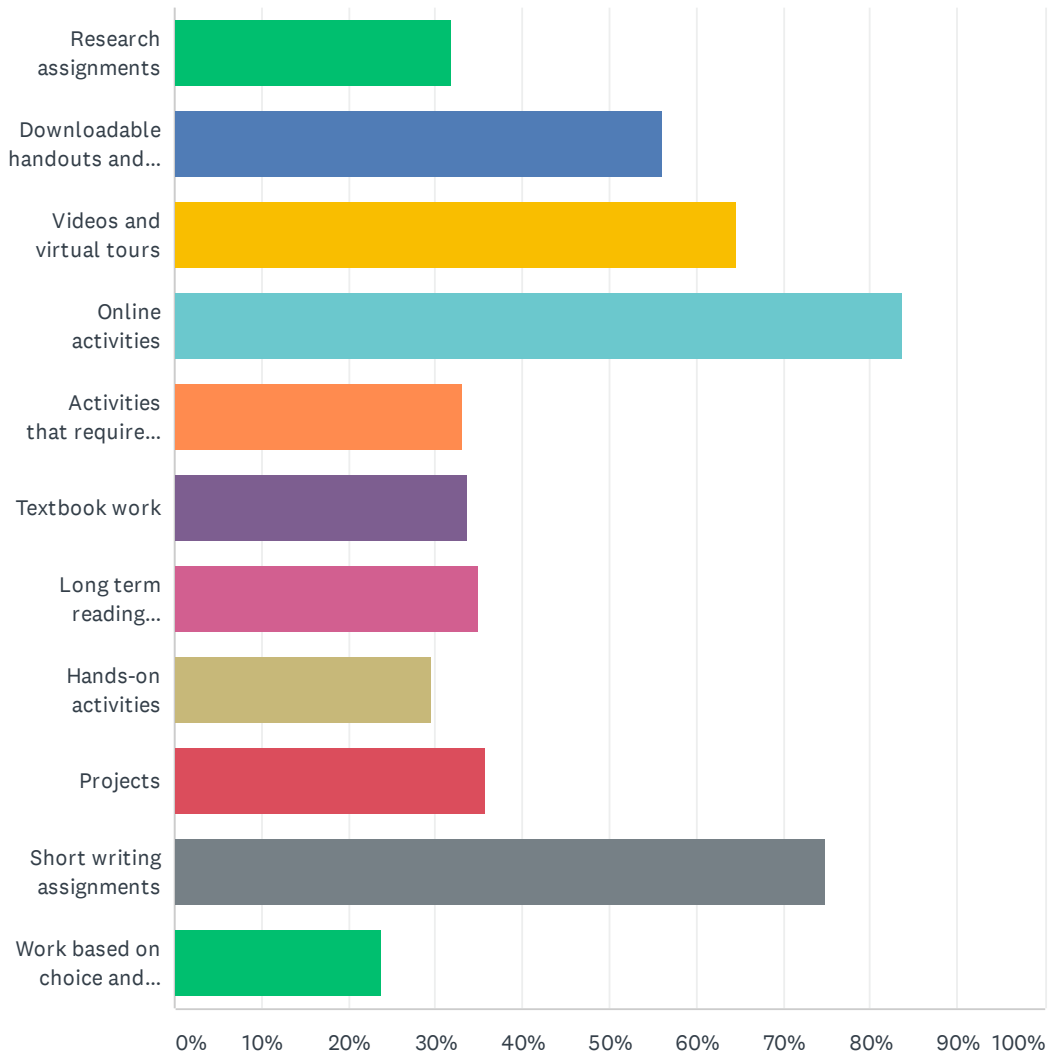
Answered: 5,528 Skipped: 8



ANSWER CHOICES	RESPONSES	
Yes	90.74%	5,016
No	9.26%	512
TOTAL		5,528

Q6 Which of the following are activities assigned by your child's teacher?

Answered: 5,536 Skipped: 0

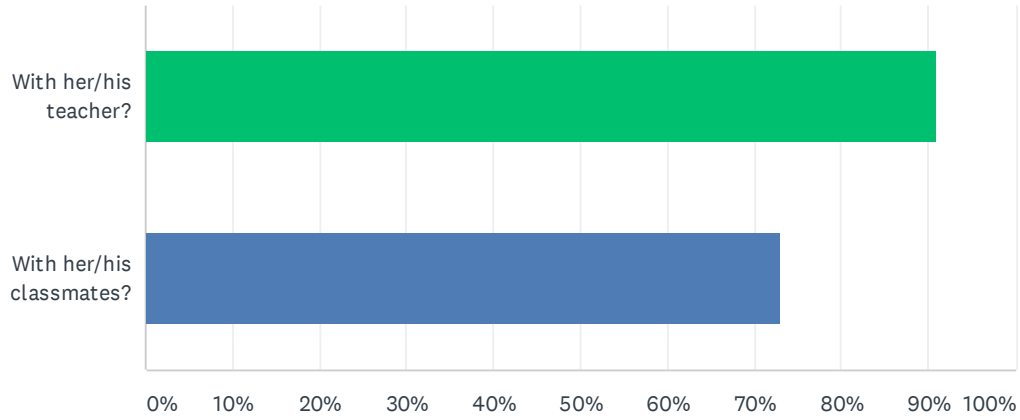


Parent Survey on Emergency Remote Learning

ANSWER CHOICES	RESPONSES	
Research assignments	31.86%	1,764
Downloadable handouts and worksheets	56.16%	3,109
Videos and virtual tours	64.74%	3,584
Online activities	83.78%	4,638
Activities that require adult involvement	33.06%	1,830
Textbook work	33.58%	1,859
Long term reading assignments	35.03%	1,939
Hands-on activities	29.41%	1,628
Projects	35.69%	1,976
Short writing assignments	75.00%	4,152
Work based on choice and interest	23.77%	1,316
Total Respondents: 5,536		

Q7 Does your child engage in virtual conferences

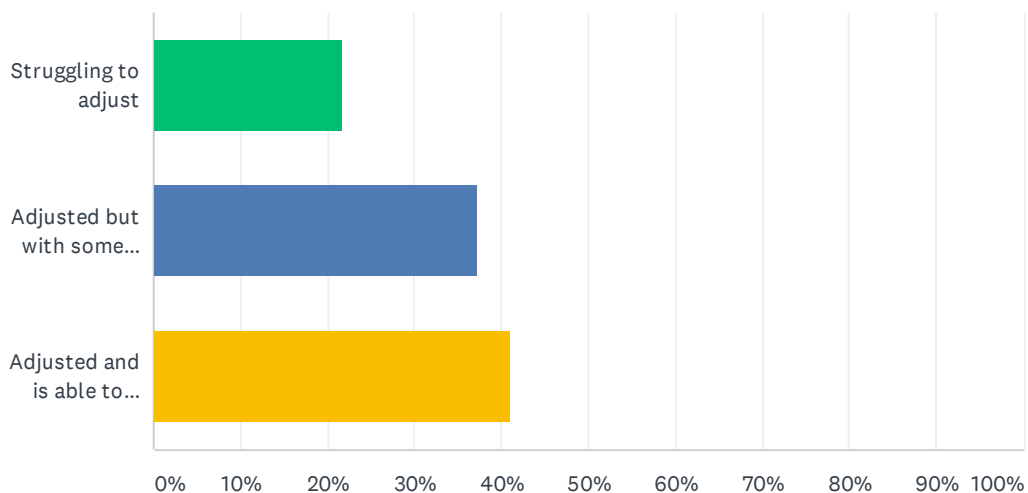
Answered: 4,242 Skipped: 1,294



ANSWER CHOICES	RESPONSES	
With her/his teacher?	90.90%	3,856
With her/his classmates?	73.03%	3,098
Total Respondents: 4,242		

Q8 Which of the following best describes your child’s adjustment to learning at home?

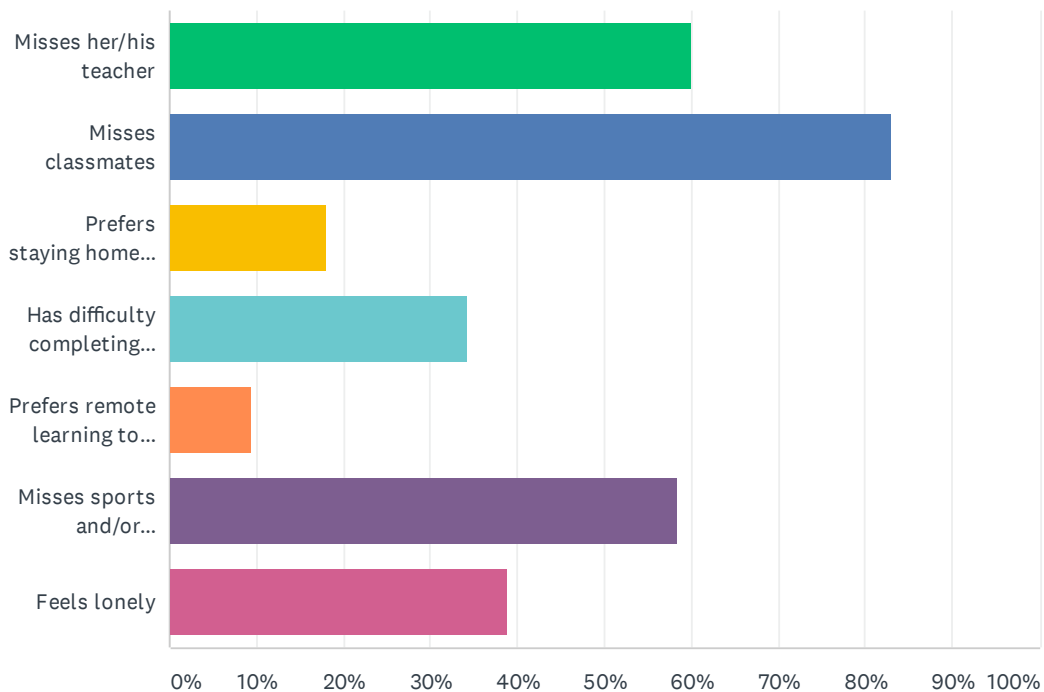
Answered: 5,531 Skipped: 5



ANSWER CHOICES	RESPONSES	
Struggling to adjust	21.80%	1,206
Adjusted but with some difficulty	37.17%	2,056
Adjusted and is able to complete assignments	41.02%	2,269
TOTAL		5,531

Q9 Which of the following reactions to remote learning does your child regularly express?

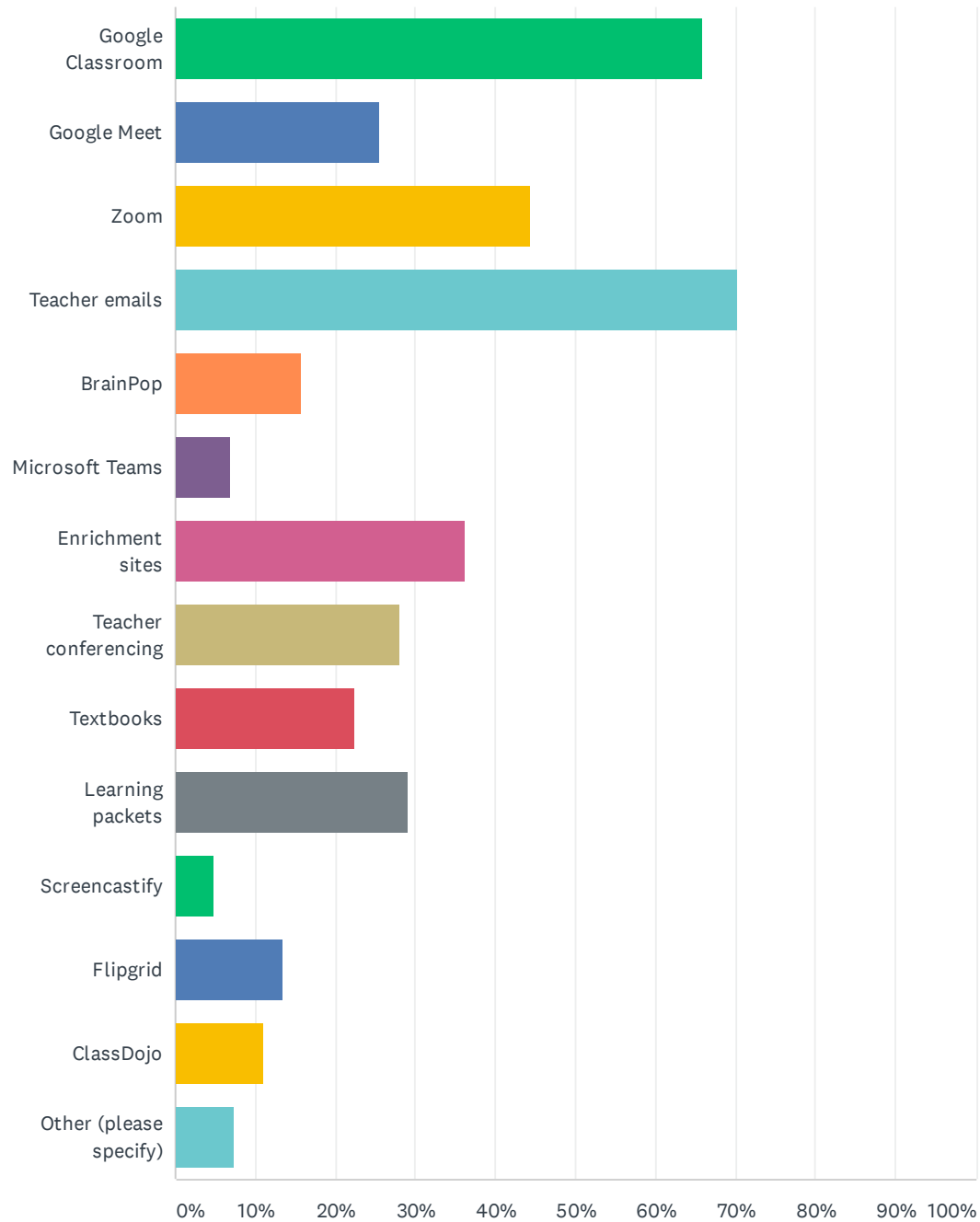
Answered: 5,536 Skipped: 0



ANSWER CHOICES	RESPONSES	
Misses her/his teacher	60.04%	3,324
Misses classmates	83.15%	4,603
Prefers staying home to attending school	17.92%	992
Has difficulty completing assignments	34.28%	1,898
Prefers remote learning to classroom learning	9.50%	526
Misses sports and/or extracurricular activity	58.31%	3,228
Feels lonely	38.84%	2,150
Total Respondents: 5,536		

Q10 Which of the following is being used to provide instruction?

Answered: 5,536 Skipped: 0

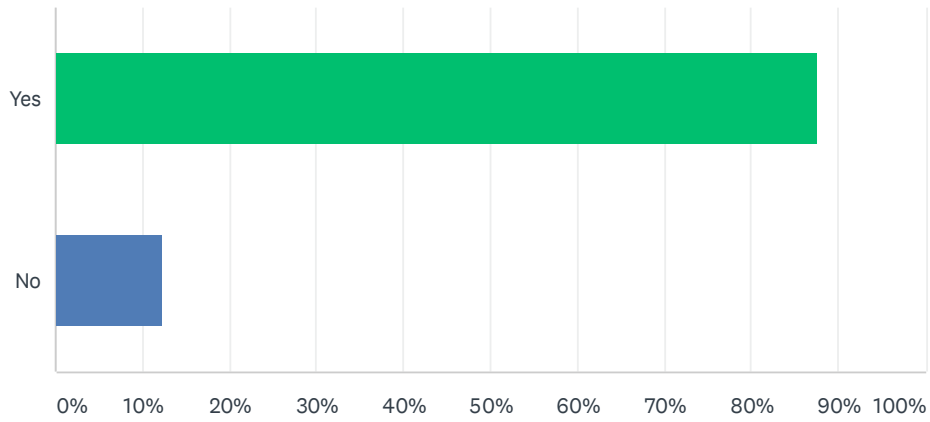


Parent Survey on Emergency Remote Learning

ANSWER CHOICES	RESPONSES	
Google Classroom	65.81%	3,643
Google Meet	25.51%	1,412
Zoom	44.44%	2,460
Teacher emails	70.38%	3,896
BrainPop	15.73%	871
Microsoft Teams	6.95%	385
Enrichment sites	36.24%	2,006
Teacher conferencing	28.00%	1,550
Textbooks	22.33%	1,236
Learning packets	29.01%	1,606
Screencastify	4.91%	272
Flipgrid	13.49%	747
ClassDojo	11.18%	619
Other (please specify)	7.24%	401
Total Respondents: 5,536		

Q11 Are you and/or your spouse or partner working from home?

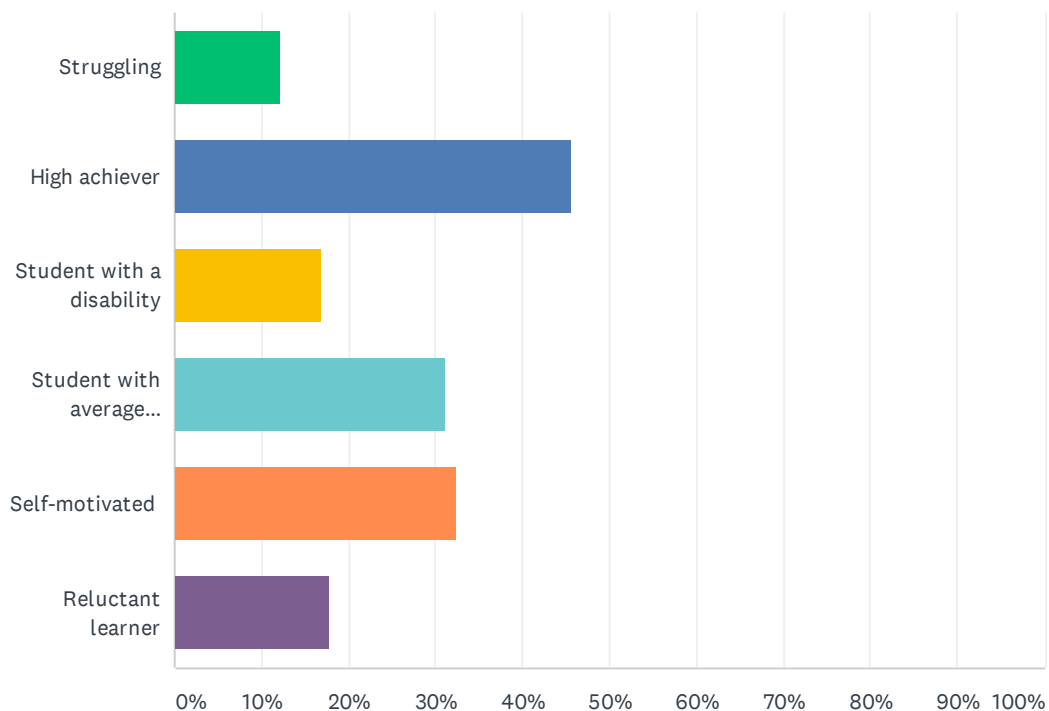
Answered: 5,533 Skipped: 3



ANSWER CHOICES	RESPONSES	
Yes	87.62%	4,848
No	12.38%	685
TOTAL		5,533

Q12 How would you best describe your child as a learner? (choose no more than two descriptors)

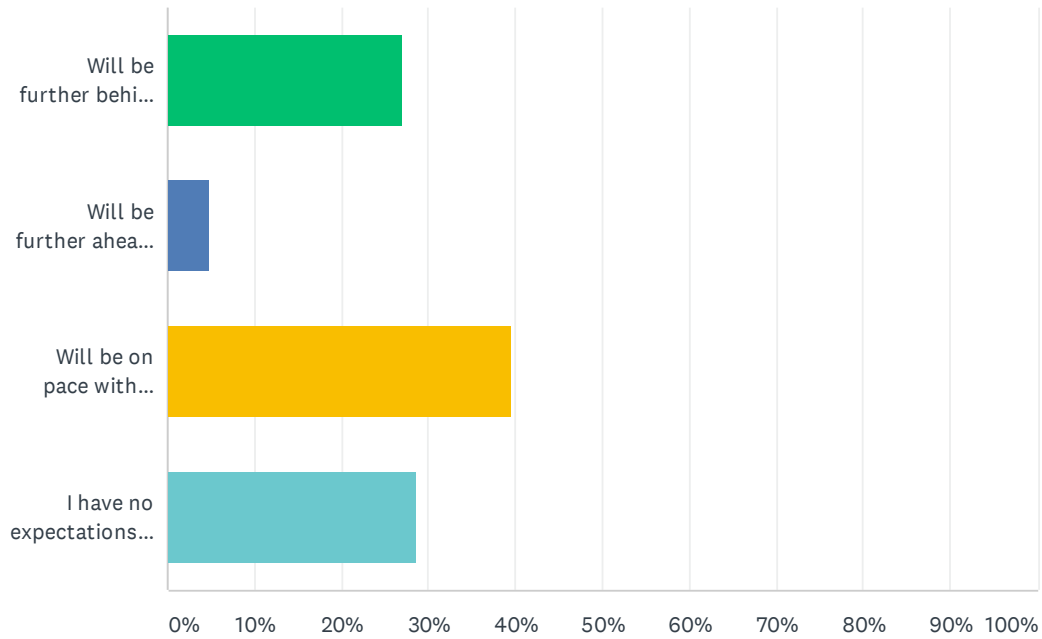
Answered: 5,536 Skipped: 0



ANSWER CHOICES	RESPONSES	
Struggling	12.10%	670
High achiever	45.54%	2,521
Student with a disability	16.85%	933
Student with average achievement	31.27%	1,731
Self-motivated	32.39%	1,793
Reluctant learner	17.68%	979
Total Respondents: 5,536		

Q13 When your child returns to school, do you expect that she/he

Answered: 5,536 Skipped: 0



ANSWER CHOICES	RESPONSES	
Will be further behind than if she/he were in a classroom	27.08%	1,499
Will be further ahead than if she/he were in a classroom	4.86%	269
Will be on pace with learning expectations	39.47%	2,185
I have no expectations at this time	28.59%	1,583
TOTAL		5,536